


## BOOSTER & HIGH PRESSURE COMPRESSOR

### TBC-THC Series

TDAD-2024/V07

## Pet blowing bottle series Air Compressor

The **TRYCOMP** range of high-pressure air-cooled reciprocating air compressors have proven their reliability and high performance even in demanding conditions. They are extensively used in Power Generation, Oil & Gas, Carbon Fibre industries, emergency diesel engine starting, compressed air filling stations, burst testing, hydraulic pressurizing chambers, and the rapidly growing PET blow moulding sector for food and beverage, pharmaceutical, and other modern industrial applications.



The air compressors are designed as air-cooled, multi-stage, base plate mounted units, available in power ranges from 2.2 kW to 30 kW with discharge pressures up to 400 bar.

## BOOSTER AIR COMPRESSOR



Model : TBC15



Model : TBC37

(Technical Specifications of Booster Air Compressors) Series TRBC																
Weight kg	(Dimensions)mm							Outlet Capacity (High Pressure)	Inlet Capacity (Low Pressure)	Outlet Pressure	Inlet Pressure	Speed	Motor Power		Bare Pump Model	Air Compressor Model
	Outlet	Inlet	E	D	C	B	A	m <sup>3</sup> /min	m <sup>3</sup> /min	Bar	Bar	rpm	HP	KW		
460	1"	2"	630	120	730	600	1400	4	4.6	40	10	1050	20	15	TBP3040	TBC 15
510	1 1/4"	2"	630	120	780	600	1400	6	7	35	10	1050	30	22	TBP4040	TBC 22
510	1 1/4"	2"	630	120	780	600	1400	7.8	8.9	40	13	1050	30	30	TBP4040	TBC 30

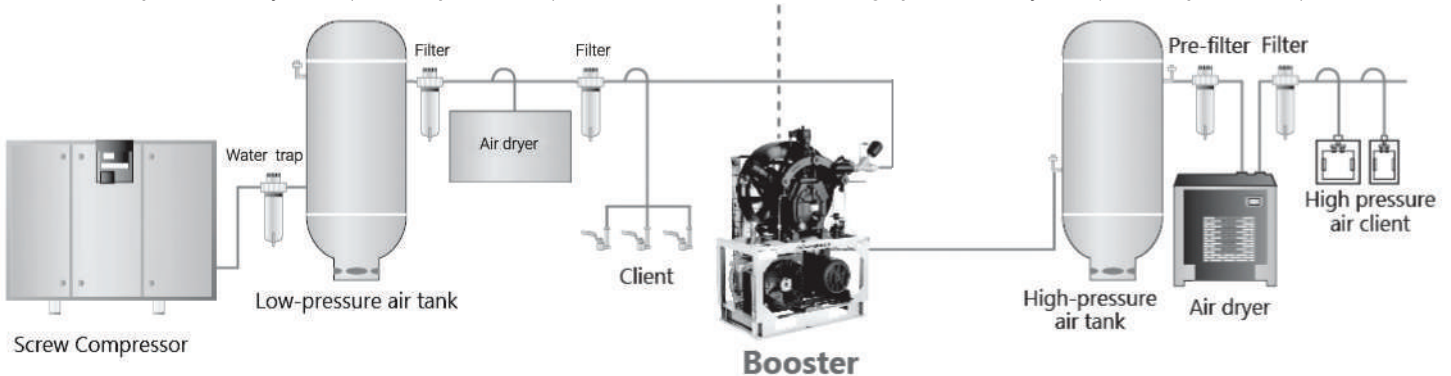
A: Length B: Width C: Height D: Height of Inlet Connection E: Height of Outlet Connection

"The information in the table may change in dimensions, weight, and size of entry and exit with design changes without prior notice."

## Booster Installation Flow Chart

Low-pressure air systems (for example: 0.8MPa)

High-pressure air system (for example: 0.4MPa)



## HIGH PRESSURE AIR COMPRESSOR



Model : THC2000 - 40B



Model : THC1000 - 40B

(Technical Specifications of High Pressure Air Compressors) Series THC																	
Weight kg.	Number of cylinders	Capacity			Number of Stages	Max Rotational Speed	Max. Working Pressure	Electric Motor Power		Electrical Supply & IP54 CLASS 50 Hz	Dimensions					Bare Pump Model	Air Compressor Model
		Lit/min	CFM	m3/hr		RPM	Bar	HP	kW	V	Outlet	D	C	B	A		
450	3	1200	44.5	75.6	2	760	30	20	15	380	3/4"	630	780	600	1400	THP2030	THC-1000-30B
470	3	1000	36.0	61.2	3	800	40	20	15	380	3/4"	630	780	600	1400	THP2040	THC-1000-40B
660	4	2000	74.4	120	3	700	40	30	22	380	1	630	830	610	1520	THP3040	THC-2000-40B

A:Length

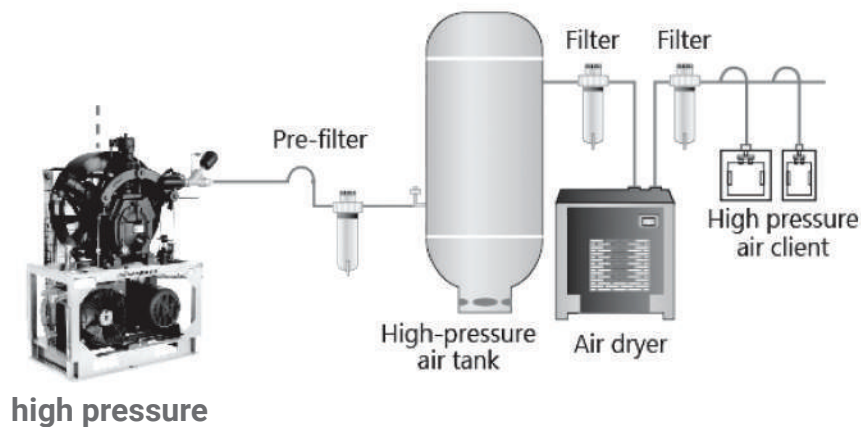
B:Width

C: Height

D: Height of Connection

"The information in the table may change in dimensions, weight, and size of entry and exit with design changes without prior notice."

## High Pressure ( 30-40 Bar) Installation Flow Chart



**Your vision is our commitment.**

*Reach out to us today, to explore the great possibilities.*

A brand by **ARNIKA**  
—COMPANY—

Factory: Yukarı Dudullu Mahallesi, Necip Fazıl Bulvarı,  
Keyap Sitesi D1 Blok No.44/58  
PK. 34775 / Ümraniye/İstanbul/TÜRKİYE

+90 216 540 15 00 - 01- 02  
E-mail: [info@trycomp.com.tr](mailto:info@trycomp.com.tr)  
[www.trycomp.com.tr](http://www.trycomp.com.tr)